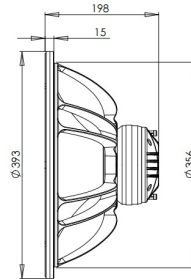
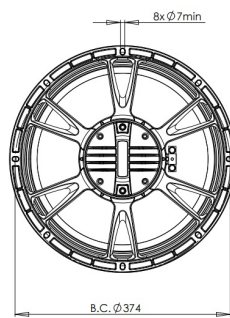


# 15CXN76

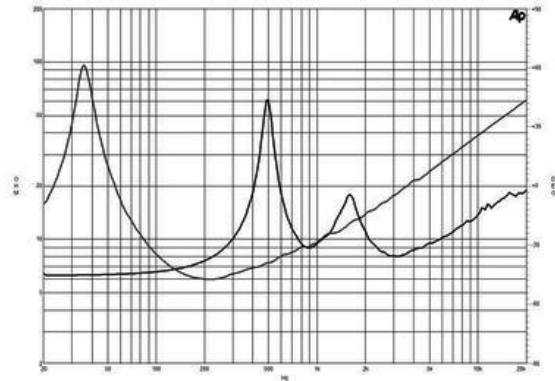
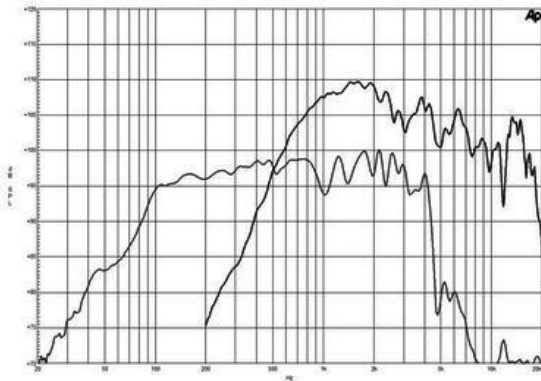
**8Ω****Coaxials - 15.0 Inches**

- 800 W continuous program power capacity
- 80° nominal coverage
- 40 - 18000 Hz response
- 99 dB sensitivity
- Single Neodymium magnet assembly
- 50.5 mm (2") HF unit exit diameter
- Compatible with XO-4 crossover network



# 15CXN76

Coaxials- 15.0 Inches



## SPECIFICATIONS

Nominal Diameter	380 mm (15.0 in)
Nominal Impedance	8 $\Omega$
Minimum Impedance LF	6.0 $\Omega$
Minimum Impedance HF	8.0 $\Omega$
Frequency Range	40 - 18000 Hz
Dispersion Angle <sup>1</sup>	80 °
Woofer Cone Treatment	WP Waterproof Front Side
Magnet Material	Neodymium Ring

## PARAMETERS

Resonance Frequency	38 Hz
Re	5.1 $\Omega$
Qes	0.3
Qms	5.8
Qts	0.28
Vas	246.0 dm <sup>3</sup> (8.6 ft <sup>3</sup> )
Sd	855.0 cm <sup>2</sup> (132.5 in <sup>2</sup> )
$\eta_o$	3.7 %
Xmax	4.5 mm
Xvar	6.0 mm
Mms	82.0 g
Bl	17.8 Txm
Le	0.9 mH
EBP	126 Hz

## SERVICE KIT

Service Kit LF	RCK15CXN768
Replacement diaphragm	MMD9028M

## SPECIFICATIONS LF UNIT

LF Sensitivity <sup>2</sup>	99.0 dB
LF Nominal Power Handling <sup>3</sup>	400 W
LF Continuous Power Handling <sup>4</sup>	800 W
LF Voice Coil Diameter	76 mm (3.0 in)
LF Winding Material	Copper
LF Flux Density	1.15 T
Former Material	Glass Fibre
Winding Depth	16.5 mm (0.65 in)
Magnetic Gap Depth	8.0 mm (0.31 in)

## MOUNTING AND SHIPPING INFO

Overall Diameter	393 mm (15.5 in)
Bolt Circle Diameter	374 mm (14.7 in)
Baffle Cutout Diameter	354 mm (13.94 in)
Depth	198 mm (7.8 in)
Flange and Gasket Thickness	16 mm (0.62 in)
Net Weight	5.6 kg (12.3 lb)
Shipping Units	1
Shipping Weight	7.2 kg (15.87 lb)
Shipping Box	500x495x275 mm (19.69x19.49x10.83 in)

## SPECIFICATIONS HF UNIT

HF Sensitivity <sup>5</sup>	105.0 dB
HF Nominal Power Handling <sup>6</sup>	80 W
HF Continuous Power Handling <sup>7</sup>	160 W
HF Voice Coil Diameter	75 mm (3.0 in)
HF Winding Material	Aluminium
HF Flux Density	1.9 T
Diaphragm Material	Polyester/Titanium
Recommended Crossover <sup>8</sup>	1.2 kHz
Inductance	0.14 mH

## CROSSOVER

Model	XO-4
Filter Type	Two way
Nominal Impedance	8.0 $\Omega$
Low-pass Slope	6.0 dB/oct
High-pass Slope	12.0 dB/oct
Overall Dimensions	142x107 mm (5.6x4.2 in)
Weight	0.6 kg (1.3 lb)

1. Included by -6 dB down points.
2. Applied RMS Voltage is set to 2.83V.
3. 2 hours test made with continuous pink noise signal within the range Fs-10Fs. Power calculated on rated nominal impedance. Loudspeaker in free air.
4. Power on Continuous Program is defined as 3 dB greater than the Nominal rating.
5. Applied RMS Voltage is set to 2.83V.
6. 2 hour test made with continuous pink noise signal within the range from the recommended crossover frequency to 20 kHz. Power calculated on rated nominal impedance. Loudspeaker in free air.
7. Power on Continuous Program is defined as 3 dB greater than the Nominal rating.
8. 12 dB/oct. or higher slope high-pass filter.

**B&C Speakers s.p.a.**

Via Poggiomoro, 1 - Loc. Vallina, 50012 Bagno a Ripoli (FI) - ITALY - Tel. +39 055 65721 - Fax +39 055 6572312 - mail@bcspeakers.com