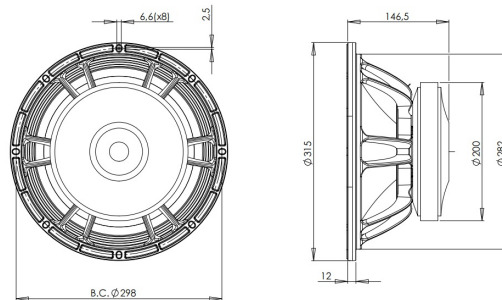


12FW76

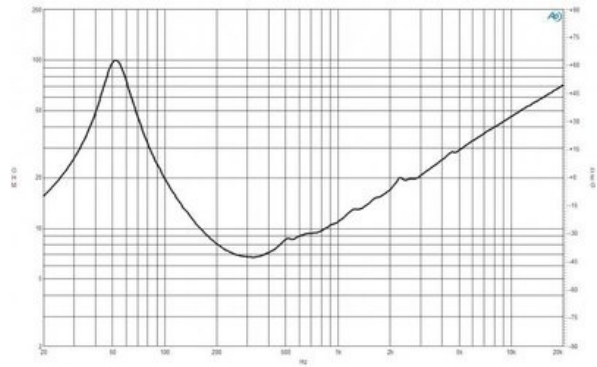
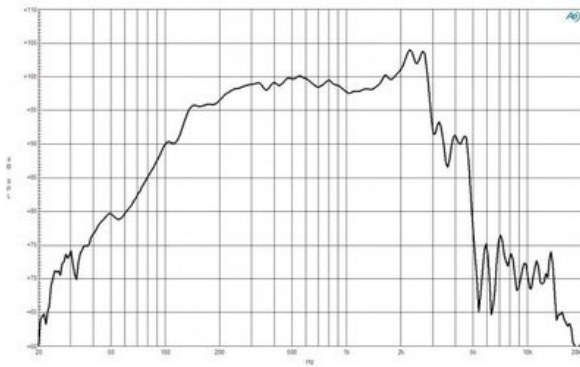
8Ω**LF Drivers - 12.0 Inches**

- 1000 W continuous program power capacity
- 76 mm (3 in) copper voice coil
- 55 - 3000 Hz response
- 100 dB sensitivity
- Aluminium demodulating ring allows a very low distortion figure



12FW76

LF Drivers- 12.0 Inches



SPECIFICATIONS

Nominal Diameter	320 mm (12.0 in)
Nominal Impedance	8 Ω
Minimum Impedance	6.8 Ω
Nominal Power Handling ¹	500 W
Continuous Power Handling ²	1000 W
Sensitivity ³	100.0 dB
Frequency Range	55 - 3000 Hz
Voice Coil Diameter	76 mm (3.0 in)
Winding Material	Copper
Former Material	Glass Fibre
Winding Depth	19.0 mm (0.75 in)
Magnetic Gap Depth	11.0 mm (0.43 in)
Flux Density	1.35 T

DESIGN

Surround Shape	Triple Roll
Cone Shape	Exponential
Magnet Material	Ferrite
Spider	Single
Pole Design	T-Pole
Woofer Cone Treatment	WP Waterproof Front Side
Recommended Enclosure	40.0 dm ³ (1.41 ft ³)
Recommended Tuning	65 Hz

PARAMETERS⁴

Resonance Frequency	54 Hz
Re	5.1 Ω
Qes	0.18
Qms	3.8
Qts	0.18
Vas	45.0 dm ³ (1.6 ft ³)
Sd	522.0 cm ² (80.9 in ²)
η°	3.7 %
Xmax	7.0 mm
Xvar	10.0 mm
Mms	75.0 g
Bl	26.4 Txm
Le	1.4 mH
EBP	300 Hz

MOUNTING AND SHIPPING INFO

Overall Diameter	315 mm (12.4 in)
Bolt Circle Diameter	298 mm (11.7 in)
Baffle Cutout Diameter	283.0 mm (11.1 in)
Depth	147 mm (5.79 in)
Flange and Gasket Thickness	12 mm (0.47 in)
Air Volume Occupied by Driver	3.0 dm ³ (0.1 ft ³)
Net Weight	8.5 kg (18.7 lb)
Shipping Units	1
Shipping Weight	9.4 kg (20.72 lb)
Shipping Box	360x360x200 mm (14.17x14.17x7.87 in)

SERVICE KIT

RCK12FW768

1. 2 hours test made with continuous pink noise signal within the range Fs-10Fs. Power calculated on rated nominal impedance. Loudspeaker in free air.
2. Power on Continuous Program is defined as 3 dB greater than the Nominal rating.
3. Applied RMS Voltage is set to 2.83 V for 8 ohms Nominal Impedance.
4. Thiele-Small parameters are measured after a high level 20 Hz sine wave preconditioning test.